

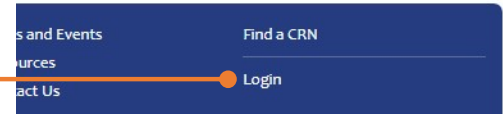


Located “behind” the BC CRN web (www.bccrns.ca) and contains INR and Gatekeeper forms and materials, some in editable formats.

These folders are for **mentor access only**, and act as a back up to the INR and Gatekeeper libraries in “Resources”.

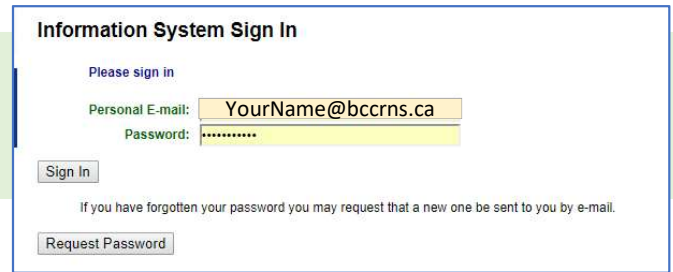
1

Go to www.bccrns.ca, scroll down to the bottom of the screen and click on “Login”.

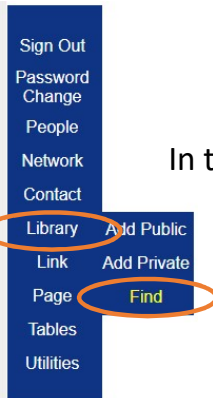


2

Enter your BC CRN email and password. If you have forgotten your password, click “Request Password.”



3



In the left menu, hover above “Library”, select “Find”, and click.

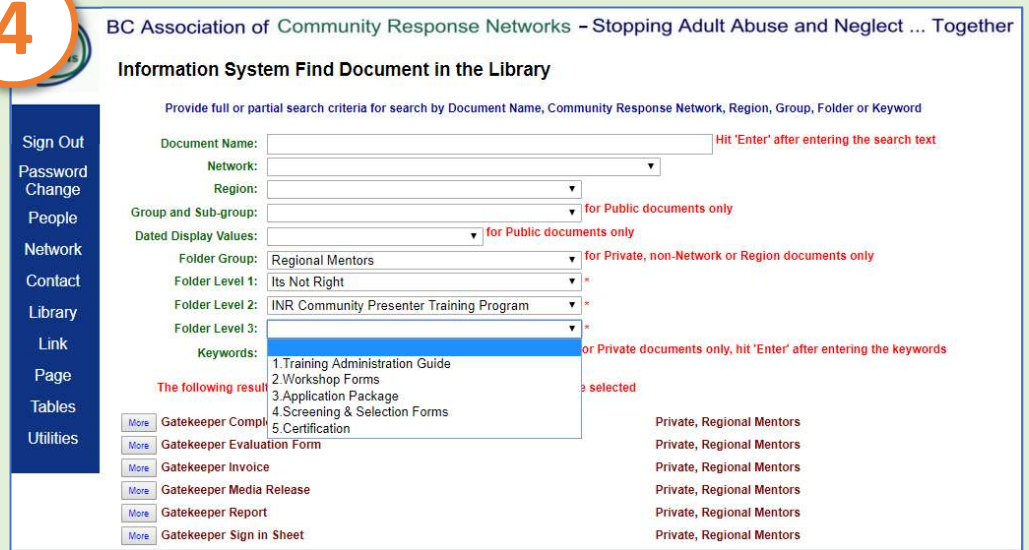
4

Folder Level 1, select *Regional Mentors* from the drop down box.

Folder level 2, select *It's Not Right or Gatekeepers*.

If you selected *Gatekeepers*, click on *More* next to the document from the list that follows.

If you selected *It's Not Right!*, continue to Folder Level 3.



Select either *INR Community Presenter Training Program* or *INR Public Presentation & Workshops*.

Find your document from the list that follows and click *More*.

NOTE: Clicking *More* will download a copy of the document to your “Download” folder on your computer.